

From the Police Department (continued)

A Message from Your Police Department



Dear Residents,

As the summer draws to an end, schools in the area will be back in session. This means that school buses will be back on the roadways and our children will be crossing the street more frequently. To help ensure the safety of these children, the Cuyahoga Heights Police Department urges you to review the following information.

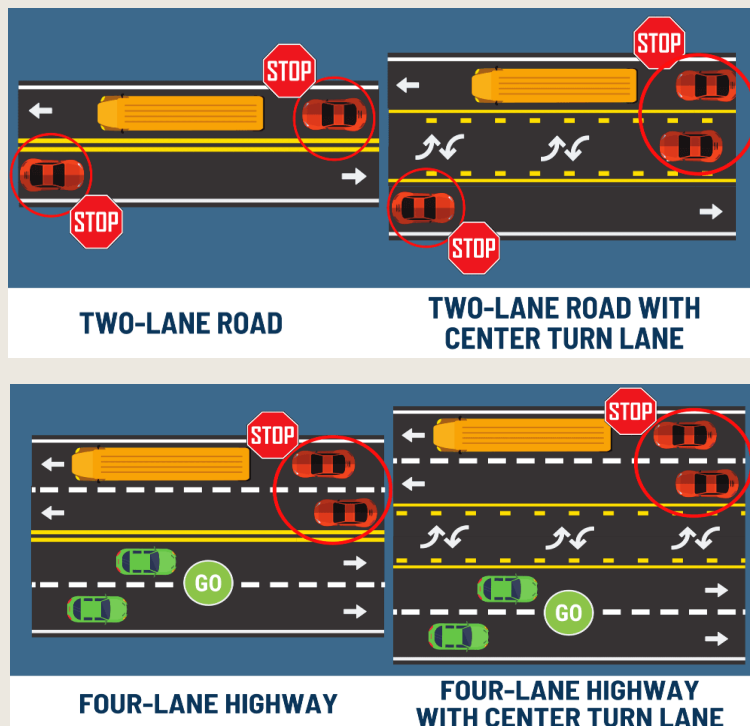
Never Pass A School Bus With A Flashing Light(s)

- In the state of Ohio, you must stop when driving from either direction (does not apply to multiple-4 lane or divided highways) until the children are safely off the street and the school bus lights stop flashing. The yellow flashing lights signal you to slow down and prepare to make a complete stop. When the red-light flashes, your vehicle must be fully stopped, even if the "stop sign" arm is not extended on the side of the bus.

Please Note: A turn lane is not counted as "lane" for this application.

You Must Stop in Both Directions On a Two-Laned Road

- On a road with fewer than four lanes, all traffic approaching a stopped school bus from either direction must stop at least 10 feet from the front or rear of the bus and remain stopped until the bus begins to move or the bus driver signals motorists to proceed. According to Ohio traffic laws, motorists can receive up to a \$500 fine and possible suspended license for up to a year for failure to stop. If the bus is stopped on a street with four or more lanes, only traffic proceeding in the same direction as the bus must stop.



FOR ALL EMERGENCIES CALL 911

From the Police Department (continued)

Always Maintain a Safe Distance


- School buses make frequent stops, including at all railroad crossings. Always maintain a 2-3 second distance from the bus, even before the bus puts on its yellow lights. Be mindful that school buses drive at a slower speed than regular traffic. Do not pass a school bus unless the driver signals you to do so. Remember, you may be in the blind spot of the school bus! Also, you must stop no less than 10 feet behind the bus, so maintain your distance.

What Do the YELLOW & RED Lights Mean?

- **Yellow/Amber Flashing Lights** - The bus is preparing to stop and pick up or discharge students. Normally turned on approximately 300 feet before bus stops. Motorists should prepare to stop as soon as the bus comes to a complete stop and/or the red flashing lights come on.
- **Red Flashing Lights** - Motorists must stop. Students are exiting or boarding the bus. Stop 10 feet from the front or rear of a school bus and do not proceed until the bus resumes motion. Never pass a school bus that has red flashing lights on, even if the "stop sign" arm is not extended.
- **Stop Sign** - Motorists must stop. Students are exiting or boarding the bus. Stop 10 feet from the front or rear of a school bus and do not proceed until the bus resumes motion. Never pass a school bus with the red stop sign is displayed or the red lights are flashing.


YELLOW LIGHTS

Prepare to Stop



RED LIGHTS

"Must Stop"



Always Obey School Zone Speed Limits and Traffic Controls

- The school zone speed limit is **20 MPH** and is **strictly enforced**.
- The school zone is active **06:30 am to 03:45 pm** Monday through Friday.
- The E. 71st St. school zone is clearly marked by pavement markings, signs and flashing lights.
- The south border of the school zone is located at Bletch Court.
- The north border of the school zone is located at the north St. Mary's Cemetery driveway.
- Always stay alert for students crossing (especially during the arrival and dismissal times).
- Never stop on or park within 20 feet of a crosswalk or block any intersection.

STAY SAFE!

Respectfully,

Chief Sturgill

Brian D. Sturgill, Chief of Police